



MONTHLY REPORT
January 2022

Statistics by Date

01/01/2022 to 01/31/2022

Accidents	20
Arrest / Booking	1
Calls for Service	229
Citations	142
Field Interviews	77
Incidents	45
Property	17
Registrants	0
Warrants	0
<hr/>	
Total	531

Accidents By Street Name

01/01/2022 to 01/31/2022

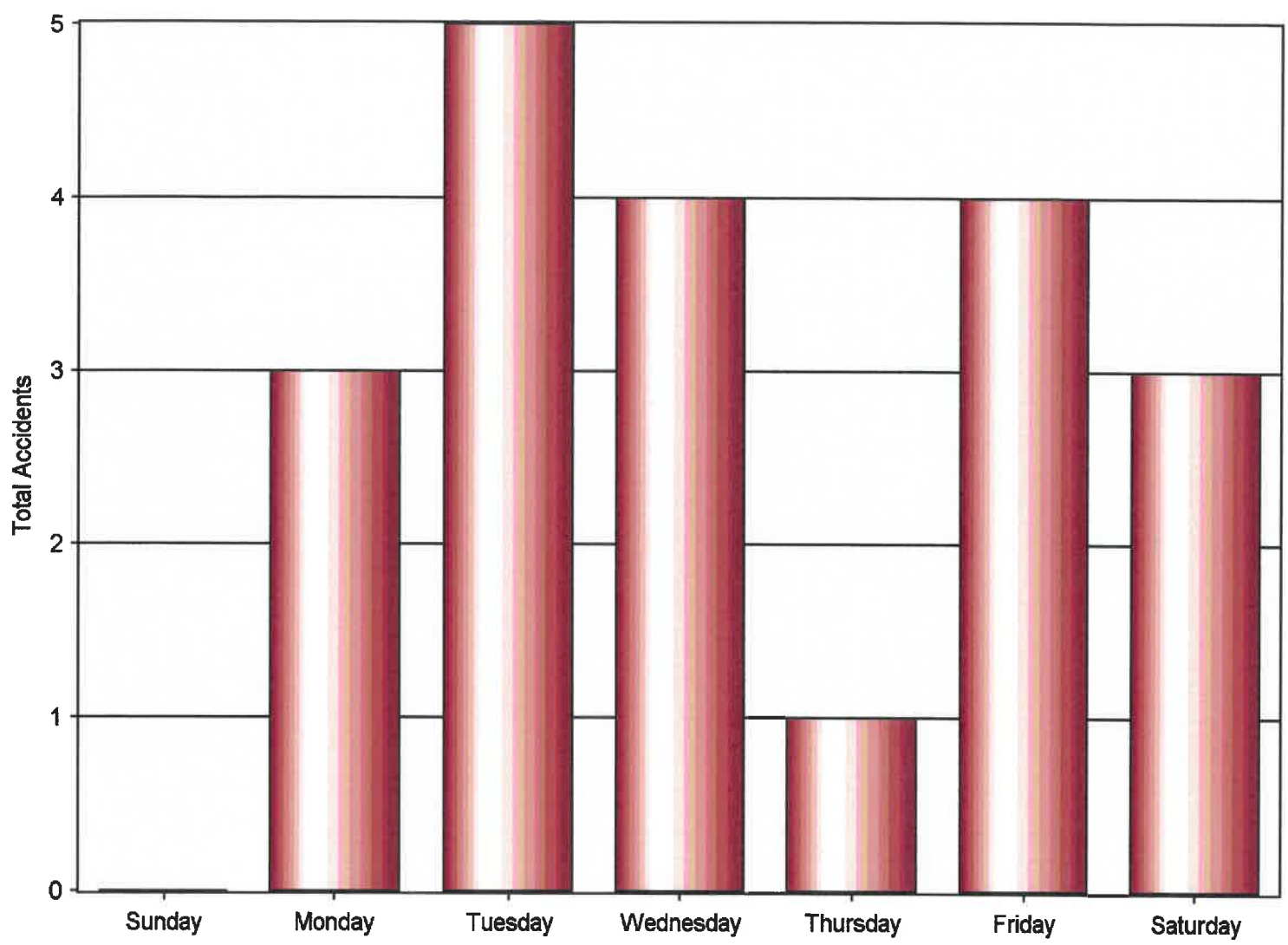
Location	Date	Time	Officer	Agency	Accident #
BOLCOM/FARRIER POINT /...	01/12/2022	16:09	3235	CHPD	22-006005
BURLINGTON RD / 41W922 BURLINGTON...	01/07/2022	09:45	6906	CHPD	22-006001
BURLINGTON/ CORRON / BURLINGTON/...	01/25/2022	16:28	3571	CHPD	22-007004
BURLINGTON/ GILMORE / BURLINGTON/...	01/12/2022	16:48	3571	CHPD	22-007002
CAMPTON HILLS DR /	01/28/2022	15:45	3235	CHPD	22-006008
CAMPTON HILLS/LAFOX /	01/04/2022	08:36	1481	CHPD	22-008001
CAMPTON HILLS/LAFOX /	01/31/2022	23:33	3116	CHPD	22-007006
CORRON RD /	01/08/2022	15:31	2158	CHPD	22-006002
IL 64 / LAFOX	01/24/2022	07:32	4793	CHPD	22-009003
IL 64/ BURLINGTON / IL 64/...	01/07/2022	15:16	3571	CHPD	22-007001
IL RT 47/MCDONAL / IL RT 47/MCDONAL	01/29/2022	12:09	6906	CHPD	22-007005
IL RT. 64/LAFOX RD / IL RT....	01/20/2022	17:11	6906	CHPD	22-007003
LAFOX RD / 40W310 LAFOX RD	01/14/2022	12:19	1310	CHPD	22-300003
LAFOX/CAMPTON HILLS /...	01/12/2022	06:45	1310	CHPD	22-300002
OLD BURLINGTON/WASCO RD / OLD...	01/22/2022	15:42	2158	CHPD	22-006007
RT 64/BROWN / RT 64/BROWN	01/17/2022	18:43	3235	CHPD	22-009002
RT 64/BROWN / RT 64/BROWN	01/19/2022	17:55	3235	CHPD	22-006006
RT 64/HIDDEN OAKS / RT 64/HIDDEN...	01/11/2022	17:53	3235	CHPD	22-006004
RT 64/LAFOX / RT 64/LAFOX	01/11/2022	17:23	3235	CHPD	22-006003
RT38/POULEY / RT38/POULEY	01/04/2022	18:18	3235	CHPD	22-009001

Accidents By Time of Day / Day of Week

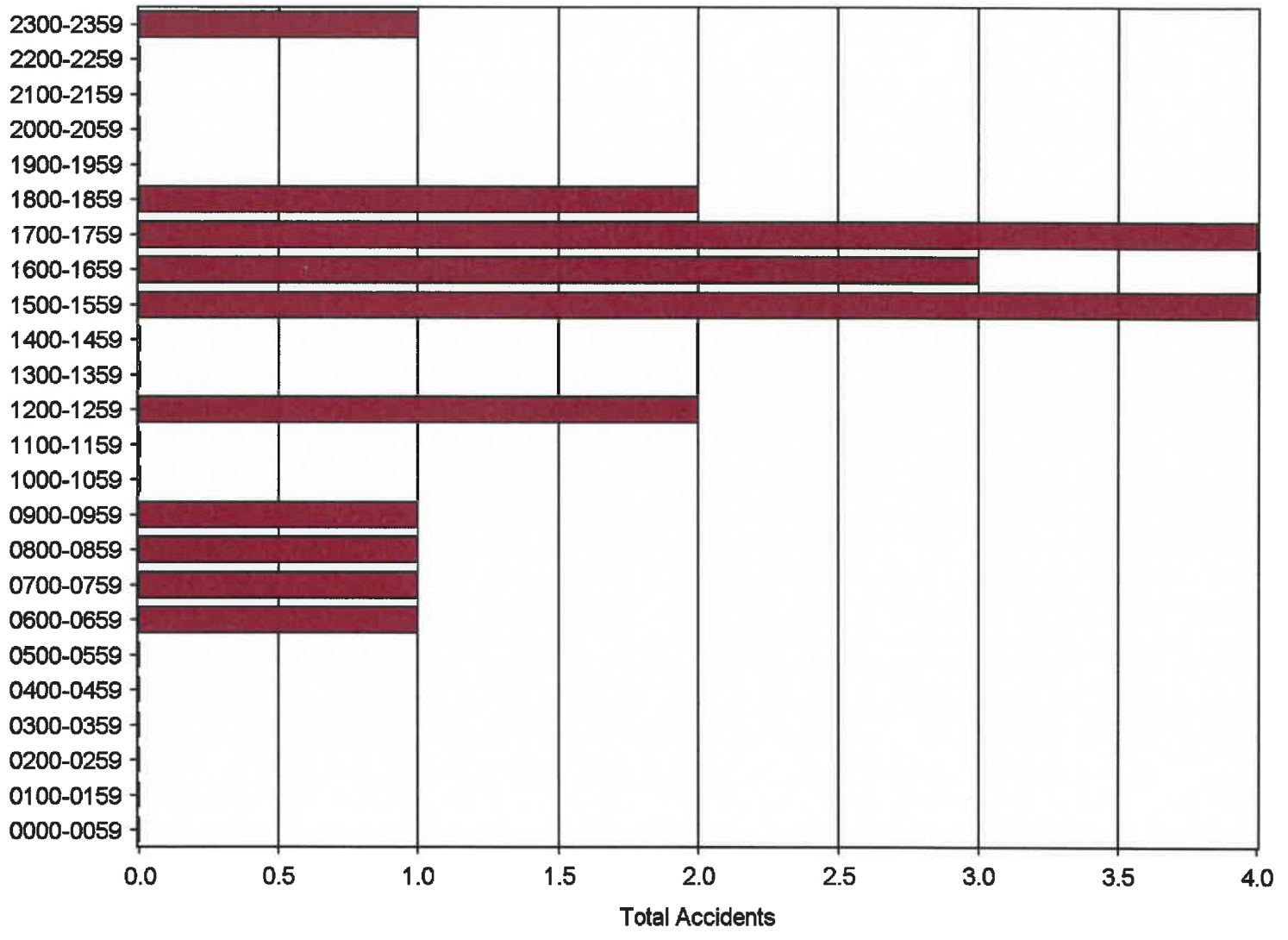
01/01/2022 to 01/31/2022

Time of Day / Day of Week	Sunday	Monday	Tuesday	Wednesday	Thursday	Friday	Saturday	Total
0000 - 0059 Hrs	0	0	0	0	0	0	0	0
0100 - 0159 Hrs	0	0	0	0	0	0	0	0
0200 - 0259 Hrs	0	0	0	0	0	0	0	0
0300 - 0359 Hrs	0	0	0	0	0	0	0	0
0400 - 0459 Hrs	0	0	0	0	0	0	0	0
0500 - 0559 Hrs	0	0	0	0	0	0	0	0
0600 - 0659 Hrs	0	0	0	1	0	0	0	1
0700 - 0759 Hrs	0	1	0	0	0	0	0	1
0800 - 0859 Hrs	0	0	1	0	0	0	0	1
0900 - 0959 Hrs	0	0	0	0	0	1	0	1
1000 - 1059 Hrs	0	0	0	0	0	0	0	0
1100 - 1159 Hrs	0	0	0	0	0	0	0	0
1200 - 1259 Hrs	0	0	0	0	0	1	1	2
1300 - 1359 Hrs	0	0	0	0	0	0	0	0
1400 - 1459 Hrs	0	0	0	0	0	0	0	0
1500 - 1559 Hrs	0	0	0	0	0	2	2	4
1600 - 1659 Hrs	0	0	1	2	0	0	0	3
1700 - 1759 Hrs	0	0	2	1	1	0	0	4
1800 - 1859 Hrs	0	1	1	0	0	0	0	2
1900 - 1959 Hrs	0	0	0	0	0	0	0	0
2000 - 2059 Hrs	0	0	0	0	0	0	0	0
2100 - 2159 Hrs	0	0	0	0	0	0	0	0
2200 - 2259 Hrs	0	0	0	0	0	0	0	0
2300 - 2359 Hrs	0	1	0	0	0	0	0	1
Total	0	3	5	4	1	4	3	20

Accidents By Day of Week
From: 01/01/2022 To: 01/31/2022



Accidents By Time of Day
From: 01/01/2022 To: 01/31/2022



Calls For Service Totals By Call Type

01/01/2022 to 01/31/2022

Call Type	Totals
100 Burglar Alarm	10
1100 Crime Prevention	34
1103 Premise Check	1
1200 Other	13
1202 Civil Dispute	1
200 Domestic Disturbance	7
201 Domestic Battery	2
202 Harrassing Phone Calls	1
204 911 Hang-Up	2
206 Check Welfare	8
300 Burglary	1
303 Theft	4
304 Fraud	7
305 Identity Theft	1
500 Property Damage	1
600 Reckless Driving	3
601 Traffic Violation	4
604 Motorist Assist	20
606 Roadway Condition	2
607 Abandoned Vehicle	2
700 Property Damage Accident	20
701 Personal Injury Accident	1
702 Private Property Accident	2
803 Assist Other Agency	21
804 Assist Ambulance	8
805 Assist Fire Department	1
807 Assist Citizen	10
808 Vacation Check	10
809 Suicidal Subject	1
810 Soliciting Complaint	1
901 Rowdy Juveniles	1
905 Animal Problem	13
906 Dog/Animal Bite	2
907 Suspicious Person	1
909 Suspicious Vehicle	6
911 Open Burning	1
912 Fireworks	1
913 Suspicious Circumstances	4

Calls For Service Totals By Call Type

01/01/2022 to 01/31/2022

Call Type		Totals
915	Nuisance	1
Grand Total for all calls		229

Calls For Service Three Year Comparison

Call Type	Description	Period: January 1 to January 31					
		Year: 2020		2021		2022	
		# cfs	# cfs	% +/- 2020	# cfs	% +/- 2021	
099	K9 Response	0	4	100.00%	0	-100.00%	
100	Burglar Alarm	14	9	-35.71%	10	11.11%	
1033	Alarm	1	0	-100.00%	0	0.00%	
1100	Crime Prevention	33	17	-48.48%	34	100.00%	
1102	Attempt to Locate	0	1	100.00%	0	-100.00%	
1103	Premise Check	24	24	0.00%	1	-95.83%	
1200	Other	20	7	-65.00%	13	85.71%	
1202	Civil Dispute	0	0	0.00%	1	100.00%	
1203	Lost Property	1	0	-100.00%	0	0.00%	
200	Domestic Disturbance	4	4	0.00%	7	75.00%	
201	Domestic Battery	0	1	100.00%	2	100.00%	
202	Harrassing Phone Calls	0	1	100.00%	1	0.00%	
204	911 Hang-Up	1	7	600.00%	2	-71.43%	
206	Check Welfare	8	5	-37.50%	8	60.00%	
208	Neighbor Dispute	1	1	0.00%	0	-100.00%	
214	Violation Order of Protection	0	1	100.00%	0	-100.00%	
300	Burglary	1	1	0.00%	1	0.00%	
301	Residential Burglary	2	0	-100.00%	0	0.00%	
303	Theft	0	1	100.00%	4	300.00%	
304	Fraud	4	44	1000.00%	7	-84.09%	
305	Identity Theft	1	15	1400.00%	1	-93.33%	
500	Property Damage	4	0	-100.00%	1	100.00%	
502	Fire Undetermined Origin	0	1	100.00%	0	-100.00%	
600	Reckless Driving	2	0	-100.00%	3	100.00%	
601	Traffic Violation	2	1	-50.00%	4	300.00%	
603	Parking Violation	1	0	-100.00%	0	0.00%	
604	Motorist Assist	11	17	54.55%	20	17.65%	
606	Roadway Condition	3	6	100.00%	2	-66.67%	
607	Abandoned Vehicle	0	0	0.00%	2	100.00%	
700	Property Damage Accident	14	5	-64.29%	20	300.00%	

P2
CAMPTON HILLS
POLICE DEPARTMENT

40W270 LAFOX RD.
 CAMPTON HILLS, IL 60175

Date : **02/01/2022**
 Page : **2**
 Agency : **CHPD**

Calls For Service Three Year Comparison

Call Type	Description	Period: January 1 to January 31					
		Year: 2020		2021		2022	
		# cfs	# cfs	% +/- 2020	# cfs	% +/- 2021	
701	Personal Injury Accident	2	1	-50.00%	1	0.00%	
702	Private Property Accident	3	1	-66.67%	2	100.00%	
703	Hit and Run Accident	0	3	100.00%	0	-100.00%	
803	Assist Other Agency	19	16	-15.79%	21	31.25%	
804	Assist Ambulance	10	4	-60.00%	8	100.00%	
805	Assist Fire Department	3	3	0.00%	1	-66.67%	
806	Lockout	2	5	150.00%	0	-100.00%	
807	Assist Citizen	7	11	57.14%	10	-9.09%	
808	Vacation Check	87	31	-64.37%	10	-67.74%	
809	Suicidal Subject	1	1	0.00%	1	0.00%	
810	Soliciting Complaint	2	1	-50.00%	1	0.00%	
901	Rowdy Juveniles	0	0	0.00%	1	100.00%	
902	Disturbance	3	4	33.33%	0	-100.00%	
905	Animal Problem	8	7	-12.50%	13	85.71%	
906	Dog/Animal Bite	0	0	0.00%	2	100.00%	
907	Suspicious Person	8	4	-50.00%	1	-75.00%	
909	Suspicious Vehicle	41	8	-80.49%	6	-25.00%	
910	Shots Fired/Hunters	0	3	100.00%	0	-100.00%	
911	Open Burning	0	0	0.00%	1	100.00%	
912	Fireworks	0	0	0.00%	1	100.00%	
913	Suspicious Circumstances	13	3	-76.92%	4	33.33%	
915	Nuisance	0	0	0.00%	1	100.00%	
Total all Calls For Service		361	279	-22.71%	229	-17.92%	

Calls For Service By Time of Day / Day of Week

01/01/2022 to 01/31/2022

Time of Day / Day of Week	Sunday	Monday	Tuesday	Wednesday	Thursday	Friday	Saturday	Total
0000 - 0059 Hrs	0	1	1	1	0	0	4	7
0100 - 0159 Hrs	2	2	1	1	2	6	2	16
0200 - 0259 Hrs	3	2	0	3	2	1	4	15
0300 - 0359 Hrs	2	1	0	0	1	1	0	5
0400 - 0459 Hrs	1	0	1	0	0	0	3	5
0500 - 0559 Hrs	1	0	0	1	0	1	2	5
0600 - 0659 Hrs	0	1	0	2	1	1	0	5
0700 - 0759 Hrs	2	2	0	1	7	2	1	15
0800 - 0859 Hrs	0	1	5	2	0	1	4	13
0900 - 0959 Hrs	0	1	0	0	3	1	1	6
1000 - 1059 Hrs	1	1	5	0	0	2	2	11
1100 - 1159 Hrs	4	3	1	1	1	0	2	12
1200 - 1259 Hrs	1	1	0	1	0	2	2	7
1300 - 1359 Hrs	1	0	2	0	0	2	0	5
1400 - 1459 Hrs	2	0	1	1	1	2	2	9
1500 - 1559 Hrs	2	3	4	1	3	2	4	19
1600 - 1659 Hrs	2	0	3	2	2	1	4	14
1700 - 1759 Hrs	0	3	4	2	2	2	4	17
1800 - 1859 Hrs	1	2	3	1	0	2	2	11
1900 - 1959 Hrs	2	1	0	0	1	4	3	11
2000 - 2059 Hrs	0	0	0	1	1	1	3	6
2100 - 2159 Hrs	0	2	1	0	0	1	0	4
2200 - 2259 Hrs	0	1	0	0	1	1	1	4
2300 - 2359 Hrs	2	2	0	0	0	1	2	7
Total	29	30	32	21	28	37	52	229

Citation Totals By Violation
 01/01/2022 to 01/31/2022

Violation	Total
625 ILCS 5/11-1204 Disobeyed stop sign	2
625 ILCS 5/11-1414 Passed school bus-loading/unloading	2
625 ILCS 5/11-502(Illegal trans or poss of alcoholic	2
625 ILCS 5/11-601- Driving too fast for conditions	1
625 ILCS 5/11-601- Speeding less than 25mph over poste	12
625 ILCS 5/11-601- Speeding 20-30 MPH over posted limi	4
625 ILCS 5/11-701 Driving in wrong lane	1
625 ILCS 5/11-709 Improper lane usage-laned roadways	1
625 ILCS 5/11-901 Failed to yield at intersection	2
625 ILCS 5/12-201- Only one red tail light	2
625 ILCS 5/12-503- Obstructed windshield- front/side w	1
625 ILCS 5/12-610. Texting While Driving	2
625 ILCS 5/3-401 No Valid Registration	1
625 ILCS 5/3-413(a No front/rear registration plate	1
625 ILCS 5/3-413(f Operation of Vehicle displaying	4
625 ILCS 5/3-707 Operation of Uninsured Motor Vehicl	2
625 ILCS 5/6-101 No Valid Drivers License	1
625 ILCS 5/6-303 Driving While License Suspended or	1
Class 2 - \$50.00 \$50.00 Class 2 Ordinance Violation	2
Ordinance Violatio All other issued on Ordinance Ticke	10
Parking - \$20.00 Parking - \$20.00	36
Parking - \$25.00 \$25.00 Parking Violation	53
Parking - \$50.00 \$50 Parking Violation	1
Grand Total	144

Citation Violations Three Year Comparison

Violation	Description	Period:		January 1 to January 31					
		Year:		2020		2021		2022	
		# vio.	# vio.	% +/- 2020	% +/- 2021	# vio.	% +/- 2021		
625 ILCS 5	Disobeyed stop sign	1	0	-100.00...	2	100.00 %			
625 ILCS 5	Unattended motor vehicle left...	1	0	-100.00...	0	0.00 %			
625 ILCS 5	Passed school bus-loading/unloading	1	0	-100.00...	2	100.00 %			
625 ILCS 5	Disobeyed traffic control device	1	0	-100.00...	0	0.00 %			
625 ILCS 5	Illegal trans or poss of alcoholic...	0	0	0.00 %	2	100.00 %			
625 ILCS 5	Driving too fast for conditions	0	1	100.00 %	1	0.00 %			
625 ILCS 5	Failure to reduce speed to avoid an...	1	1	0.00 %	0	-100.00...			
625 ILCS 5	Speeding less than 25mph over posted...	10	3	-70.00 %	12	300.00 %			
625 ILCS 5	Speeding 20-30 MPH over posted limit	6	1	-83.33 %	4	300.00 %			
625 ILCS 5	625 ILCS 5/11-601.5	1	0	-100.00...	0	0.00 %			
625 ILCS 5	Driving in wrong lane	0	0	0.00 %	1	100.00 %			
625 ILCS 5	Improper lane usage-laned roadways	0	0	0.00 %	1	100.00 %			
625 ILCS 5	Failed to yield at intersection	0	0	0.00 %	2	100.00 %			
625 ILCS 5	Only one red tail light	0	0	0.00 %	2	100.00 %			
625 ILCS 5	Obstructed windshield- front/side...	2	0	-100.00...	1	100.00 %			
625 ILCS 5	No seat belts	1	0	-100.00...	0	0.00 %			
625 ILCS 5	Failure to wear/properly...	0	5	100.00 %	0	-100.00...			
625 ILCS 5	Texting While Driving	0	0	0.00 %	2	100.00 %			
625 ILCS 5	No Valid Registration	0	0	0.00 %	1	100.00 %			
625 ILCS 5	No front/rear registration plate	0	0	0.00 %	1	100.00 %			
625 ILCS 5	Operation of Vehicle displaying	3	0	-100.00...	4	100.00 %			
625 ILCS 5	Operation of Uninsured Motor Vehicle	6	4	-33.33 %	2	-50.00 %			
625 ILCS 5	No Valid Drivers License	1	0	-100.00...	1	100.00 %			
625 ILCS 5	Violation of Classification-under 18	1	0	-100.00...	0	0.00 %			
625 ILCS 5	Driving While License Suspended or...	0	0	0.00 %	1	100.00 %			
Class 2 -	\$50.00 Class 2 Ordinance Violation	0	0	0.00 %	2	100.00 %			
Ordinance	All other issued on Ordinance Ticket	15	0	-100.00...	10	100.00 %			
Parking -	Parking - \$20.00	0	1	100.00 %	36	3500.00...			
Parking -	\$25.00 Parking Violation	0	0	0.00 %	53	100.00 %			
Parking -	\$50 Parking Violation	0	0	0.00 %	1	100.00 %			
Total all Violations		51	16	-68.63 %	144	800.00 %			

**P1 CAMPTON HILLS
POLICE DEPARTMENT**

40W270 LAFOX RD.
CAMPTON HILLS, IL 60175

Date : **02/01/2022**
Page : **1**
Agency : **CHPD**

Citations By Time of Day / Day of Week

01/01/2022 TO 01/31/2022

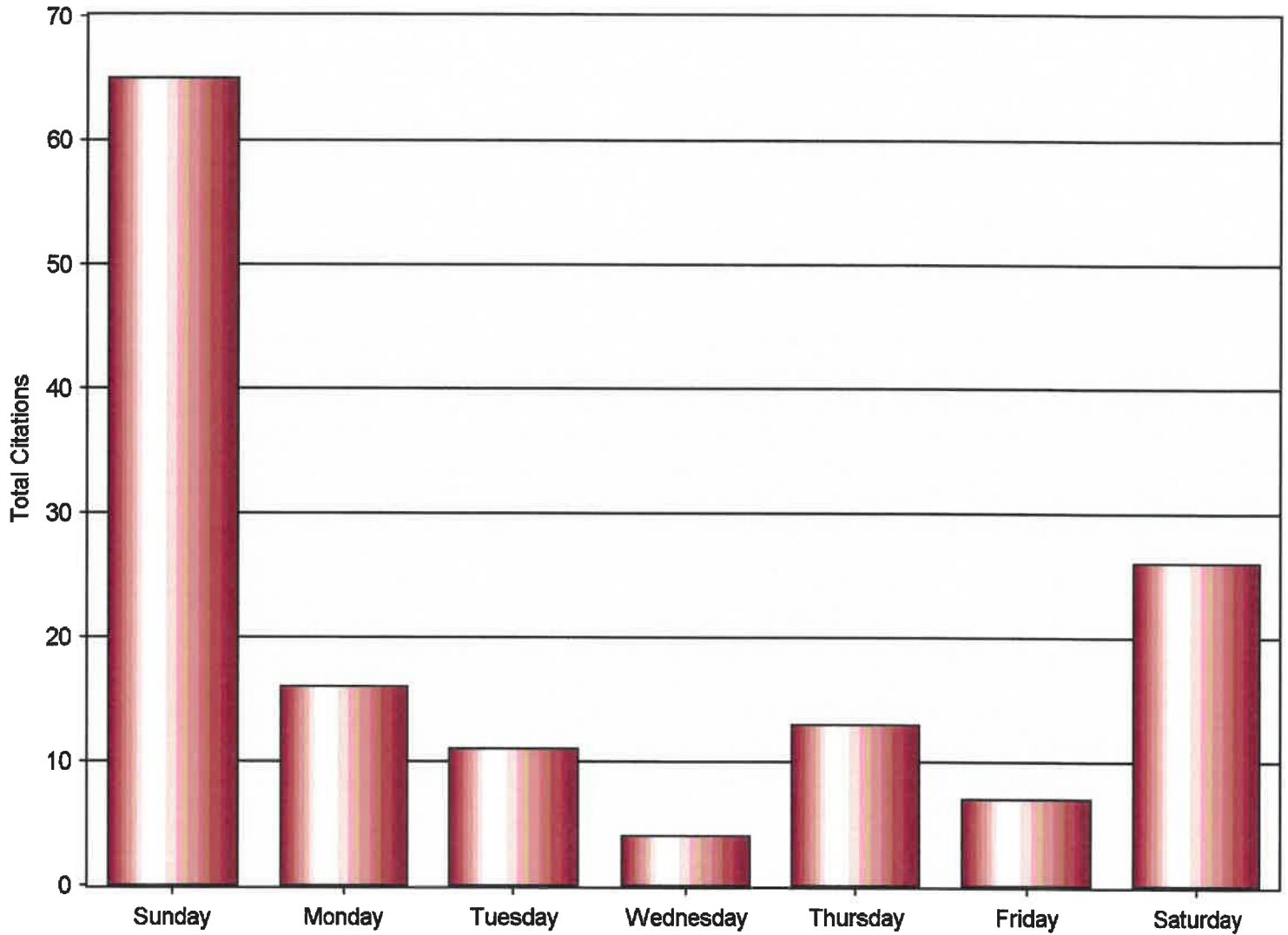
Time of Day / Day of Week	Sunday	Monday	Tuesday	Wednesday	Thursday	Friday	Saturday	Total
2400 - 0059 Hrs	2	0	6	0	1	1	1	11
0100 - 0159 Hrs	9	0	0	0	1	1	1	12
0200 - 0259 Hrs	1	1	0	0	0	0	2	4
0300 - 0359 Hrs	16	3	0	1	0	1	7	28
0400 - 0459 Hrs	24	0	0	1	0	1	4	30
0500 - 0559 Hrs	10	1	0	0	0	0	3	14
0600 - 0659 Hrs	2	1	0	0	0	0	0	3
0700 - 0759 Hrs	0	0	0	0	2	2	0	4
0800 - 0859 Hrs	1	1	4	0	2	0	0	8
0900 - 0959 Hrs	0	1	0	0	0	0	0	1
1000 - 1059 Hrs	0	1	0	1	1	0	0	3
1100 - 1159 Hrs	0	0	0	0	0	1	0	1
1200 - 1259 Hrs	0	0	0	0	1	0	5	6
1300 - 1359 Hrs	0	0	0	0	1	0	0	1
1400 - 1459 Hrs	0	0	0	0	2	0	0	2
1500 - 1559 Hrs	0	2	0	1	1	0	0	4
1600 - 1659 Hrs	0	2	0	0	0	0	0	2
1700 - 1759 Hrs	0	1	0	0	0	0	0	1
1800 - 1859 Hrs	0	1	0	0	0	0	0	1
1900 - 1959 Hrs	0	1	0	0	0	0	0	1
2000 - 2059 Hrs	0	0	1	0	1	0	1	3
2100 - 2159 Hrs	0	0	0	0	0	0	0	0
2200 - 2259 Hrs	0	0	0	0	0	0	0	0
2300 - 2359 Hrs	0	0	0	0	0	0	2	2
Total	65	16	11	4	13	7	26	142

P1
**CAMPTON HILLS
POLICE DEPARTMENT**

40W270 LAFOX RD.
CAMPTON HILLS, IL 60175

Date : **02/01/2022**
Page : **1**
Agency : **CHPD**

Citations Issued By Day of Week
From: 01/01/2022 To: 01/31/2022

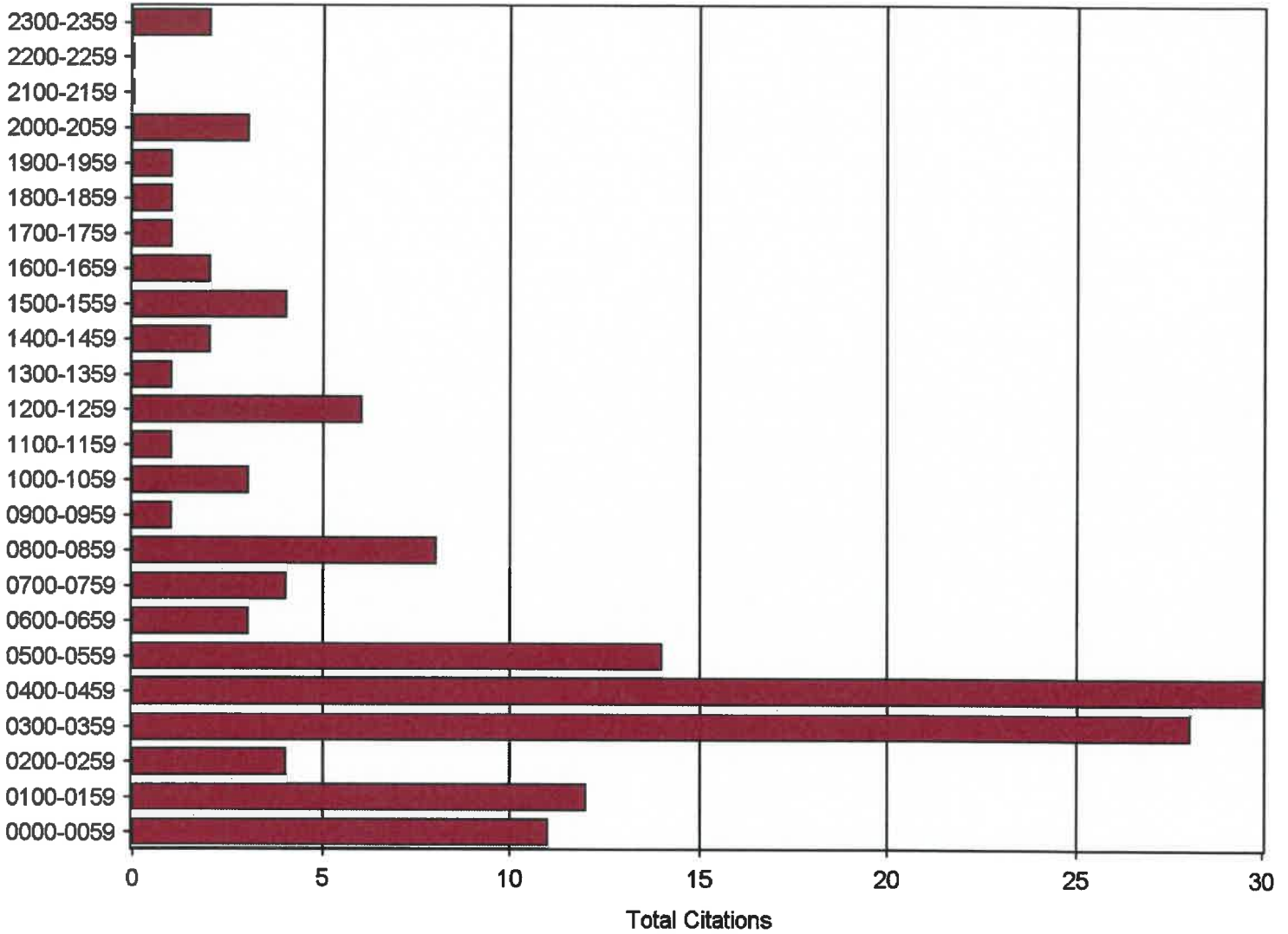


P1
**CAMPTON HILLS
POLICE DEPARTMENT**

40W270 LAFOX RD.
CAMPTON HILLS, IL 60175

Date : 02/01/2022
Page : 1
Agency : CHPD

Citations Issued By Time of Day
From: 01/01/2022 To: 01/31/2022



Citations By Violation

01/01/2022 to 01/31/2022

Violation	Totals
625 ILCS 5/11-1204-B	2
625 ILCS 5/11-1414-A	2
625 ILCS 5/11-502(a)	2
625 ILCS 5/11-601-A	1
625 ILCS 5/11-601-B	12
625 ILCS 5/11-601-B1	4
625 ILCS 5/11-701	1
625 ILCS 5/11-709	1
625 ILCS 5/11-901	2
625 ILCS 5/12-201-B4	2
625 ILCS 5/12-503-A	1
625 ILCS 5/12-610.2	2
625 ILCS 5/3-401	1
625 ILCS 5/3-413(a)	1
625 ILCS 5/3-413(f)	4
625 ILCS 5/3-707	2
625 ILCS 5/6-101	1
625 ILCS 5/6-303	1
Class 2 - \$50.00	2
Ordinance Violation	10
Parking - \$20.00	36
Parking - \$25.00	53
Parking - \$50.00	1

Incident Primary Offense Totals

01/01/2022 to 01/31/2022

Offense	Total Incidents
510 ILCS 5/15.1 Dangerous Dogs	1
625 ILCS 5/6-101 No Valid Drivers License	1
625 ILCS 5/6-303 Driving While License Suspended...	1
720 ILCS 5/12-3.2 Domestic Battery	2
720 ILCS 5/26.5-3 Harassment through Electronic...	1
720 ILCS 570/402 Possesion of Controlled Substance	1
Death Investigation	1
Information Reports	36
Ordinance Violation All other issued on Ordinance...	1
Grand Total	45

Incident Offense Totals Month to Month Comparison

12/01/2021 to 01/31/2022

Offense Code	JAN	FEB	MAR	APR	MAY	JUN	JUL	AUG	SEP	OCT	NOV	DEC	TOTAL
510 ILCS 5/15.1 - Dangerous Dogs	1											1	2
625 ILCS 5/3-707 - Operation of Uninsured...	1												1
625 ILCS 5/6-101 - No Valid Drivers License	1											2	3
625 ILCS 5/6-303 - Driving While License...	1											1	2
720 ILCS 5/12-3.2 - Domestic Battery	2												2
720 ILCS 5/26.5-3 - Harassment through...	1												1
720 ILCS 570/402 - Possession of Controlled...	1												1
720 ILCS 600/3.5 - Possession of drug...	1												1
Death Investigation -	1												1
Found/Lost Articles -												2	2
Information Reports -	36											30	66
Ordinance Violation - All other issued on...	3												3
Welfare Check -												2	2
Total	49											38	87
Percentage	56.32											43.67	

Incident Offense Three Year Comparison

		Period: January 1 to January 31					
		Year: 2020		2021		2022	
Offense	Description	# ofs.	# ofs.	% +/- 2020	# ofs.	% +/- 2021	# ofs.
510 ILCS 5	Dangerous Dogs	0	0	0.00 %	1	100.00 %	
625 ILCS 5	625 ILCS 5/11-601.5	1	0	-100.00...	0	0.00 %	
625 ILCS 5	Operation of Uninsured Motor Vehicle	0	0	0.00 %	1	100.00 %	
625 ILCS 5	No Valid Drivers License	1	0	-100.00...	1	100.00 %	
625 ILCS 5	Driving While License Suspended or...	0	0	0.00 %	1	100.00 %	
720 ILCS 5	Domestic Battery	0	0	0.00 %	2	100.00 %	
720 ILCS 5	Violation of order of protection	0	1	100.00 %	0	-100.00...	
720 ILCS 5	Theft of lost or mislaid property	0	1	100.00 %	0	-100.00...	
720 ILCS 5	Residential burglary	3	0	-100.00...	0	0.00 %	
720 ILCS 5	Harassment through Electronic...	0	0	0.00 %	1	100.00 %	
720 ILCS 5	Possession of Controlled Substance	0	0	0.00 %	1	100.00 %	
720 ILCS 6	Possession of drug paraphernalia	0	0	0.00 %	1	100.00 %	
Death Inve		2	0	-100.00...	1	100.00 %	
Domestic D	Domestic with No Violence or Arrest	3	3	0.00 %	0	-100.00...	
Fire Undet	Fire of Undetermined Origin	0	1	100.00 %	0	-100.00...	
Found/Lost		1	0	-100.00...	0	0.00 %	
Informatio		18	70	288.89 %	36	-48.57 %	
K9 Reponse	For K9 Use Only	0	4	100.00 %	0	-100.00...	
Ordinance	All other issued on Ordinance Ticket	1	0	-100.00...	3	100.00 %	
Total all Offenses		30	80	166.67 %	49	-38.75 %	